

3

Language Lessons
for a Living Education

DOWNLOAD



125 illustrated stories that
will bring the BIBLE alive for families

GOD'S story

FROM THE BEGINNING TO THE PROMISED RETURN



MASTERBOOKS®
— CURRICULUM —

First printing: June 2023

Copyright © 2023 by Master Books®. All rights reserved. No part of this book may be reproduced, copied, broadcast, stored, or shared in any form whatsoever without written permission from the publisher, except in the case of brief quotations in articles and reviews. For information write:

Master Books, P.O. Box 726, Green Forest, AR 72638
Master Books® is a division of the New Leaf Publishing Group, Inc.

Scripture quotations are from the ESV® Bible (The Holy Bible, English Standard Version®), copyright © 2001 by Crossway, a publishing ministry of Good News Publishers. Used by permission. All rights reserved.

Students may use their own Bible for Scripture copywork.

Permission is granted for copies of reproducible pages from this text to be made for use within your own homeschooling family activities. Material may not be posted online, distributed digitally, or made available as a download. Permission for any other use of the material must be requested prior to use by email to the publisher at info@nlpg.com.

The lessons included in this downloadable packet are optional and replace the Day 4 lessons in *Language Lessons for a Living Education Level 3* for those who wish to use *God's Story*.

Students may opt to sketch the entire image assigned or part of the image that they find most interesting. Encourage students to sketch as much of the picture as they can. Be sure to offer lots of praise and remind students that their sketches will not perfectly match the original artwork.

Language Lessons for a Living Education Level 3 and *God's Story*, published by Master Books, are required. Colored pencils are also required.

Page numbers for these Day 4 exercises correspond with this file, not the original *Language Lessons* book.

The *Language Lessons for a Living Education* series and *God's Story* may be purchased at www.MasterBooks.com.

Name _____

Exercise **4** Lesson 1



Read about “The Dawning of Time” in the green circle on page 7 from *God’s Story* with your teacher.

Copy the verse and try to memorize it. (Your own Bible may be used.)

In the beginning, God created the heavens and the earth. Genesis 1:1

Handwriting practice lines consisting of solid top and bottom lines with a dashed midline. There are five sets of these lines provided for copying the verse.



Name _____

Exercise **4** Lesson 1

Using colored pencils, color two letters brown to look like the land that God said was good and two letters blue to show the water that God said was good.

GOOD



Read about “Beauty and Purpose” in the section outlined in green on page 8 from *God’s Story* with your teacher.

Copy the verse and try to memorize it. (Your own Bible may be used.)

The heavens declare the glory of God, and the sky above proclaims his handiwork. Psalm 19:1


Handwriting practice lines consisting of solid top and bottom lines with a dashed midline. There are five sets of these lines provided for copying the verse.



Name _____

Exercise **4** Lesson 2

Sketch a section of the picture on page 8 that interests you most. Use colored pencils to color your picture.





Read about “The Animal Kingdom” in the green circle on page 9 from *God’s Story* with your teacher.

Fill in the missing words for the verse and try to memorize it. (Your own Bible may be used.)


And God made the beasts of the earth according to their kinds and the livestock according to their kinds, and everything that creeps on the ground according to its kind. And God saw that it was good.
Genesis 1:25

_____ the _____
of the earth according _____
and the _____ according _____
_____, and _____
_____ on the ground
according _____. And God
saw that _____

Name _____

Exercise **4** Lesson 3

Sketch a section of the picture on page 9 that interests you most. Use colored pencils to color your picture.





Read about “Made in His Image” in the section outlined in green on page 10 from *God’s Story* with your teacher.

Copy the verse and try to memorize it. (Your own Bible may be used.)

And God blessed them. And God said to them, “Be fruitful and multiply and fill the earth and subdue it, and have dominion over the fish of the sea and over the birds of the heavens and over every living thing that moves on the earth.” Genesis 1:28

And God said to them, “_____”

_____ and fill the earth

_____, and have dominion

over _____ of the sea and

over _____ of the heavens


that moves on the earth.” _____



Name _____

Exercise **4** Lesson 4

Sketch a section of the picture on page 10 that interests you most. Use colored pencils to color your picture.





Read about “Between Two Trees” in the section outlined in green on page 11 from *God’s Story* with your teacher.

Copy the verse and try to memorize it. (Your own Bible may be used.)

And the LORD God planted a garden in Eden, in the east, and there he put the man whom he had formed. Genesis 2:8


Handwriting practice lines consisting of ten sets of horizontal lines. Each set includes a solid top line, a dashed midline, and a solid bottom line.



Name _____

Exercise **4** Lesson 5

Sketch a section of the picture on page 11 that interests you most. Use colored pencils to color your picture.





READING
COMPREHENSION

Read about “Hiding from God” in the green circle on page 13 from *God’s Story* with your teacher.

Fill in the missing words for the verse and try to memorize it. (Your own Bible may be used.)

And they heard the sound of the Lord God walking in the garden in the cool of the day, and the man and his wife hid themselves from the presence of the Lord God among the trees of the garden. Genesis 3:8

and the man and his wife _____

from the presence of the LORD God


_____ of the

garden. _____

Name _____

Exercise **4** Lesson 6

Sketch a section of the picture on page 12 that interests you most. Use colored pencils to color your picture.





Read about “The Aftermath” in the green circle on page 14 from *God’s Story* with your teacher.

Copy the verse and try to memorize it. (Your own Bible may be used.)

The Lord God said to the serpent, “Because you have done this, cursed are you above all livestock and above all beasts of the field; on your belly you shall go, and dust you shall eat all the days of your life.” Genesis 3:14

“Because you have done this, _____

_____ above all livestock and

above all beasts of the field; _____

_____, and

_____ all the

days of your life.” _____



Name _____

Exercise **4** Lesson 7

Sketch a section of the picture on page 14 or page 15 that interests you most. Use colored pencils to color your picture.

