

You can have more fun using your fingertips,
And make a variety of designs using these hints.




I praise you, for I am fearfully and wonderfully made.
Wonderful are your works; my soul knows it very well.

Psalm 139:14

God Loves You! Use your fingerprints to fill in the heart below.




For downloadable copies of this activity section, visit masterbooks.com/free-downloads



I will give thanks
to the LORD
with my whole heart.
Psalm 9:1

Place two of your fingerprints together like this to make another heart in the box!





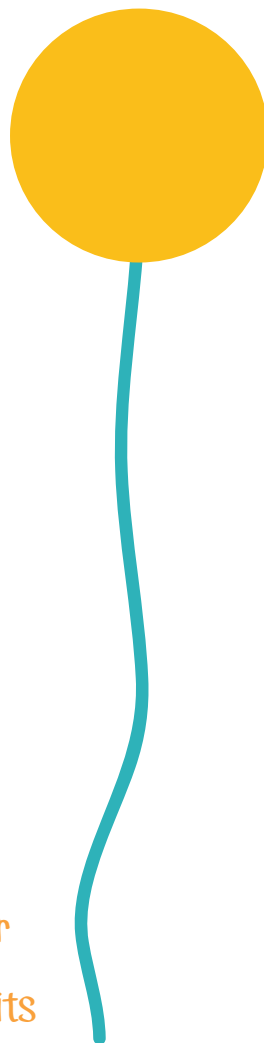
Show Your Hand! Use finger paints or finger ink pads to put colors on your fingers and the center of your hand. Use as many as you want! Press down on the paper below to make a colorful handprint.

So God created man in his own image,
in the image of God he created him;
male and female he created them.

Genesis 1:27



Flowerprint! Did you know God created flowers on day 3?
See the pretty picture of the fingerprint flower in the box?
Now it's time to make your own 'flowerprint' below! Choose different colors to add petals and leaves.




The earth brought forth vegetation,
plants yielding seed according to their
own kinds, and trees bearing fruit in
which is their seed, each according to its
kind. And God saw that it was good.
And there was evening and there
was morning, the third day.


Genesis 1:12-13

1, 2, 3 - Animal Art! Let's make some fingerprint animals! See if you can use the following examples to make your own animal art. Hint! Be sure to use the same number of fingerprints that each example used.



One thumb print



Two thumb prints



Three thumb prints



Make a Leaf! It's time to make a fingerprint leaf in the blank space below.

1. Make a fingerprint.
2. Draw a line on it.
3. Add extra lines.



You're done! There is room to make more if you want – use different fingers and colors!

A Caterpillar! You will need to use two different colors to make this one!



1. Put three fingerprints here. Leave space between.




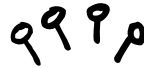


2. Add two fingerprints in a different color like this.



3. Add lines for feet and the happy face!



Be A Busy Bee! You can use colorful fingerprints to complete the animals below like this bee! Some may take more than one fingerprint to complete. Have fun!






Funny Fingerprint Faces! Use your fingerprints to complete the funny faces below.




Colors For The Seasons! God created the sun and moon to separate light from dark and for seasons on Day 4 of the creation week. All these trees are missing leaves, and your fingerprints make great ones! Make sure to change colors for each tree to represent the changing colors of the seasons.


Spring is when everything is bright green and new with a few leaves showing up here and there on the branches, some bigger and some smaller.



Summer shows the many colors of green all around us and the trees are covered with many, many leaves.




Fall is the most colorful time for trees when their leaves are colored in greens, yellows, oranges, reds, and the colors in between! Be sure to use different colors.



And God said, Let there be lights in the expanse of the heavens to separate the day from the night. And let them be for signs and for seasons, and for days and years.
Genesis 1:14

Winter means only a few leaves are left on the tree with some laying on the ground. Most of these leaves will be different colors of brown and tan.





A Fingerprint Zoo! God created flying creatures and sea creatures on Day 5 and land animals on Day 6 of the creation week. Complete the animal faces below and discover all the animals!




And God said, 'Let the waters swarm with swarms of living creatures, and let birds fly above the earth across the expanse of the heavens' and there was evening and there was morning, the fifth day.'

Genesis 1:20,22



How Many To Finish? God created land animals on Day 6! There are a lot of animals below that need to be fingerprint finished! Some will take one fingerprint to complete. Others will take more fingerprints. Have fun completing in this fingerprint zoo!



'And God made the beasts of the earth according to their kinds and the livestock according to their kinds, and everything that creeps on the ground according to its kind.'
And there was evening and there was morning, the sixth day.'

Genesis 1:25,31

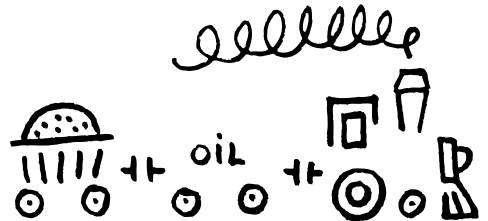




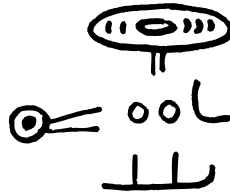
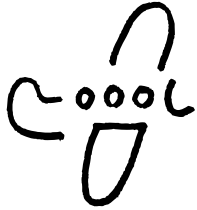
Welcome To Fingerprint City! Things are a little boring in Fingerprint City. Add your fingerprints to the image below to make Fingerprint City a colorful, fun place!








A World of Wheels! Fingerprint City is missing many vehicles for people to use. Help them by finishing the fingerprint vehicles below, and see how many fun ways people will have to move around their city!





A Big Design! Just like God created you with fingerprints all your own, God made the world and creatures around us. This includes the spiders who make beautiful webs. Use your fingerprints to finish the spiders below.




O LORD, how manifold are your works!
In wisdom have you made them all; the earth is full of your creatures.
Psalm 104:24

Stand Still Little Feet! When you were born, the doctor may have put your footprints on your birth certificate. Now let's see if you can create a pair of footprints here. You will need your parent to help you get the fingerprint ink on your feet and help to put the paper on the floor. Then, sit in a chair and press your footprints to this page. Be sure to clean off your feet when you are done!





Funny Footprint! Remember when the book talked about special skin with ridges on your hands and feet? Let's see what your footprint looks like and we will discover your shoe size at the same time! Put your fingerprint paint or ink on your right foot and then place your foot on the image here.

Make sure to clean off your foot after this activity!




Ponder the path of your feet;
then all your ways will be sure.
Proverbs 4:26

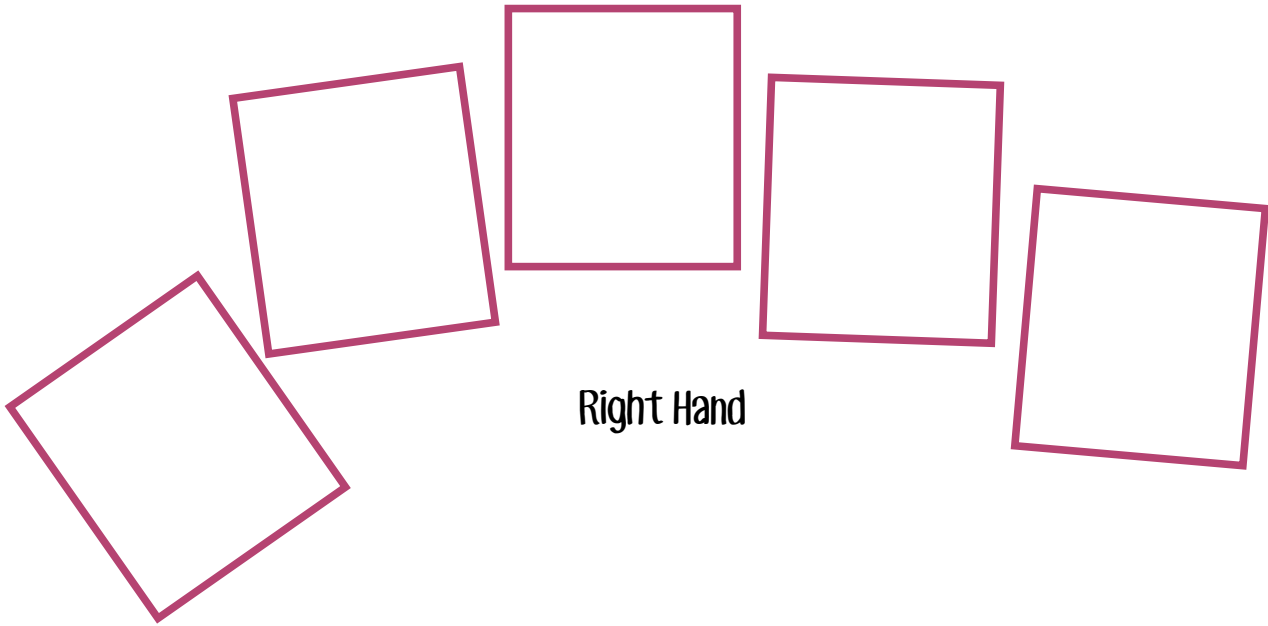
Berry Baskets! It's time to pick berries, and you need to get the correct number of berries for each basket. Use your fingerprints to add fingerprint berries. Use as many fun colors as you want!



A Bunch of Balloons! It's a beautiful day to play with balloons, but we don't have any. Use your fingerprints to add fingerprint balloons to the strings and create a colorful picture!




My Fingerprint Record! Choose your favorite color and make a complete record of your fingerprints. Put a fingerprint of each finger in the boxes below.



Right Hand

Wow, you have amazing fingerprints!




Left Hand

I praise you, for I am fearfully and wonderfully made.
Psalm 139:14



All Thumbs! Put your thumbprint in the box. Now, using different colors, put the thumbprint of every one of your family members in the space below. Be sure to have them write their name below their print. How many people in your family have the same type of pattern – a loop, whorl, or arch?

Creation Week! God created all the world and the universe during the six days of creation. See if you can use your fingerprints to finish the pictures below for each day of the Creation Week.




Day 1

Light and earth






Day 2

Separation of waters



Day 3

Dry land and plants



Day 4

Sun, moon, planets and stars



Day 5


Flying and sea creatures



Day 6

Land animals and man

Use your fingerprints to remind you of the Savior!
Choose one or more colors, and fill in the cross below with your fingerprints.



For God so loved the world, that he gave his only Son, that whoever believes in him should not perish but have eternal life.

John 3:16