

Manipulative Section

- Fraction/Decimal/Percent Chart (page 279)
- Geometry Chart (pages 281–282)
- Common Factors Chart (page 283)
- Greatest Common Factor Chart (page 284)
- Least Common Multiple (LCM) Chart (page 285)
- Least Common Denominator Chart (page 286)
- Reduce that Fraction! Chart (pages 287–288)
- Measurement Chart: English (page 289)
- Measurement Chart: Metric (page 290)
- Multiplication Grid (page 291)
- Long Division Practice Mat (page 293)

Note: Charts may be laminated or put in sheet protectors and used with dry erase markers.

Roman Numerals

I = one

V = five

X = ten





L = fifty

C = one hundred


D = five hundred

M = one thousand

Fraction/Decimal/Percent Chart

What it looks like...	Fraction	Decimal	Percent
			
			
			
			


Geometry Chart



A triangle has 3 sides.




A square has 4 equal sides and 90° angles.




A rectangle has 4 sides and 90° angles.




A pentagon has 5 sides.




A hexagon has 6 sides.



A heptagon has 7 sides.



An octagon has 8 sides.



A nonagon has 9 sides.

Three-dimensional shapes are solid shapes




rectangular
prism




square pyramid



cone



cube



sphere



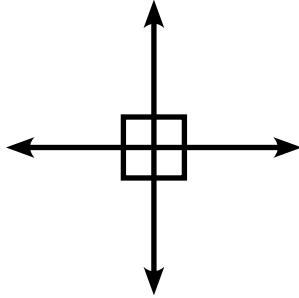
cylinder

Geometry Chart


These are three basic types of lines



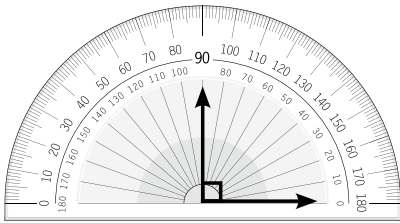
Lines that cross one another are called intersecting lines



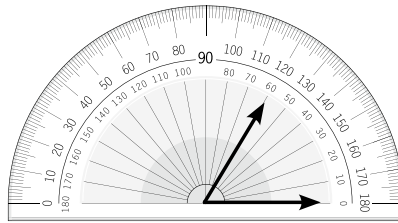
Intersecting lines that form right angles are called perpendicular lines.



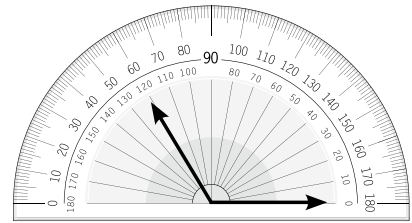
Lines that never intersect and are the same distance apart are called parallel lines.



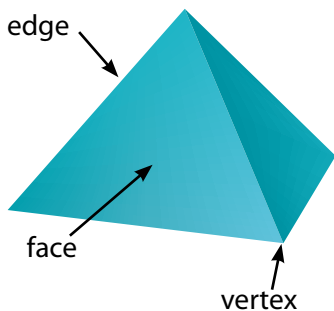
A right angle measures 90° and is shown by the \square .



An acute angle is any angle which measures less than 90° .



An obtuse angle is any angle which measures more than 90° .



In a three-dimensional shape, a vertex is where three or more edges meet, an edge is where two sides meet, and a face is the shape formed by the edges. In this square pyramid, see if you can find the 5 vertices, the 8 edges, and the 5 faces. Notice that there are 4 triangle faces and 1 square face.

Common Factors Chart

Number	Pairs of Factors	Factors	Common Factors

Least Common Multiple (LCM) Chart

Number	Multiples	Common Multiples	LCM

Least Common Denominator Chart

Write the Fraction, Circle the Denominator	Multiples of Denominators	Least Common Multiple	Least Common Denominator
<hr style="border-top: 1px dashed black;"/>	<hr style="border-top: 1px dashed black;"/>		
<hr style="border-top: 1px dashed black;"/>	<hr style="border-top: 1px dashed black;"/>		
<hr style="border-top: 1px dashed black;"/>	<hr style="border-top: 1px dashed black;"/>		
<hr style="border-top: 1px dashed black;"/>	<hr style="border-top: 1px dashed black;"/>		
<hr style="border-top: 1px dashed black;"/>	<hr style="border-top: 1px dashed black;"/>		
<hr style="border-top: 1px dashed black;"/>	<hr style="border-top: 1px dashed black;"/>		

Reduce that Fraction! Chart

This is a sample of how to use the Reduce that Fraction! Chart.

Fraction	Factors of the Numerator and Denominator	Greatest Common Factor (divide the numerator and denominator by this number to reduce)	Reduced Fraction
$\frac{4}{8}$	$\textcircled{1}, \textcircled{2}, \textcircled{4}$ $\textcircled{1}, \textcircled{2}, \textcircled{4}, 8$	4	$\frac{1}{2}$
$\frac{\quad}{\quad}$			
$\frac{\quad}{\quad}$			
$\frac{\quad}{\quad}$			
$\frac{\quad}{\quad}$			

Reduce that Fraction! Chart

Fraction	Factors of the Numerator and Denominator	Greatest Common Factor (divide the numerator and denominator by this number to reduce)	Reduced Fraction
_____	-----		
_____	-----		
_____	-----		
_____	-----		
_____	-----		
_____	-----		
_____	-----		

Measurement Chart: English

Length
12 inches = 1 foot
3 feet = 1 yard
5,280 feet = 1 mile
1,760 yards = 1 mile

Volume
2 cups = 1 pint
2 pints = 1 quart
4 quarts = 1 gallon
8 quarts = 1 peck
4 pecks = 1 bushel

Time
60 seconds = 1 minute
60 minutes = 1 hour
24 hours = 1 day
7 days = 1 week
365 days = 1 year
366 days = 1 leap year
12 months = 1 year

Items
12 items = 1 dozen

Weight
16 ounces = 1 pound
2,000 pounds = 1 ton

Measurement Chart: Metric

Prefix	Meaning	Length	Mass	Capacity
kilo-	thousand (1,000)	<u>kilometer</u>	<u>kilogram</u>	<u>kiloliter</u>
hecto-	hundred (100)	<u>hectometer</u>	<u>hectogram</u>	<u>hectoliter</u>
deka-	ten (10)	<u>dekameter</u>	<u>dekagram</u>	<u>dekaliter</u>
base unit	ones (1)	meter	gram	liter
deci-	tenths (0.1)	<u>decimeter</u>	<u>decigram</u>	<u>deciliter</u>
centi-	hundreds (0.01)	<u>centimeter</u>	<u>centigram</u>	<u>centiliter</u>
milli-	thousands (0.001)	<u>millimeter</u>	<u>milligram</u>	<u>milliliter</u>

Multiplication Grid

x	1	2	3	4	5	6	7	8	9	10	11	12
1	1	2	3	4	5	6	7	8	9	10	11	12
2	2	4	6	8	10	12	14	16	18	20	22	24
3	3	6	9	12	15	18	21	24	27	30	33	36
4	4	8	12	16	20	24	28	32	36	40	44	48
5	5	10	15	20	25	30	35	40	45	50	55	60
6	6	12	18	24	30	36	42	48	54	60	66	72
7	7	14	21	28	35	42	49	56	63	70	77	84
8	8	16	24	32	40	48	56	64	72	80	88	96
9	9	18	27	36	45	54	63	72	81	90	99	108
10	10	20	30	40	50	60	70	80	90	100	110	120
11	11	22	33	44	55	66	77	88	99	110	121	132
12	12	24	36	48	60	72	84	96	108	120	132	144

